















37 4x100m Freestyle Women Final

Official

☰ Entries
☰ Heats
☰ Summary
📄

Total All ages

Rank	Competitor	Age	Club	RT	PTS	Result	
1	Liz van Welie Aquatics A	15	Liz van Weli...	0.77		4:11.75 -6.92 Entry: 4:18.67	
	Sophia Maltai-Spence	15 (0.77)	14.54	30.60	47.58	1:04.51	1:04.51
	Alyssa Salmons	15 (0.30)	13.68	29.74	46.31	1:02.74	2:07.25
	Lily Smith	15 (0.34)	14.07	30.05	46.95	1:03.64	3:10.89
	Camryn Guthrie	15 (0.38)	13.67	28.98	45.11	1:00.86	4:11.75
2	Coast Swimming Club A		Coast Swim...	0.73		4:12.83 -2.79 Entry: 4:15.62	
		(0.73)	14.50	30.56	46.69	1:02.49	1:02.49
		(0.57)	13.93	29.61	46.02	1:02.83	2:05.32
		(0.18)	13.73	29.98	47.14	1:03.94	3:09.26
		(0.36)	13.75	29.28	46.43	1:03.57	4:12.83
3	Matamata Swim Club A	21	Matamata ...	0.75		4:17.37 -3.09 Entry: 4:20.46	
	Madison Darby	21 (0.75)	14.38	29.97	46.58	1:03.19	1:03.19
	Heidi Roberts	17 (0.60)	15.25	32.05	49.17	1:06.15	2:09.34
	Rylee Davie	16 (0.60)	14.72	30.93	47.96	1:05.33	3:14.67
	Taylor Batchelor	15 (0.38)	14.20	30.05	46.50	1:02.70	4:17.37
4	Pirates Swim Team A	16	Pirates Swi...	0.84		4:18.35 -6.42 Entry: 4:24.77	
	Sadie Percy	14 (0.84)	14.65	30.96	47.67	1:03.88	1:03.88
	Emily Ridgewell	16 (0.46)	15.36	31.92	49.22	1:06.49	2:10.37
	Ciara Whyte	15 (0.08)	14.02	30.50	47.63	1:03.83	3:14.20
	Lucy Evans	16 (0.46)	14.47	30.84	47.78	1:04.15	4:18.35
5	Pukekohe Swimming Club A	16	Pukekohe S...	0.68		4:19.61 +1.05 Entry: 4:18.56	
	Lara Migounoff	14 (0.68)	14.80	30.66	47.23	1:03.27	1:03.27
	Elysia Rollo	13 (0.56)	14.96	32.16	50.70	1:08.92	2:12.19
	Isabella Evans	16 (0.52)	14.21	30.22	47.19	1:04.41	3:16.60
	Lome Strydom	16 (0.39)	13.70	29.42	46.12	1:03.01	4:19.61
6	Coast Swimming Club B		Coast Swim...	0.63		4:20.24 -2.54 Entry: 4:22.78	
		(0.63)	14.81	30.82	47.62	1:04.12	1:04.12
		(0.21)	14.03	30.68	49.47	1:06.90	2:11.02
		(0.57)	14.50	30.48	47.32	1:04.51	3:15.53
		(0.26)	13.98	30.10	47.22	1:04.71	4:20.24
7	North Shore Swimming Club A	15	North Shor...	0.79		4:20.68 -4.21 Entry: 4:24.89	
	Charlotte Welsh	14 (0.79)	14.37	30.52	47.22	1:03.61	1:03.61
	Joanna Li	13 (0.86)	15.33	31.84	49.62	1:07.59	2:11.20
	Tannah Strombeck	15 (0.27)	14.63	31.39	49.24	1:06.95	3:18.15
	Erika Orbell	15 (0.35)	13.90	29.45	45.89	1:02.53	4:20.68
8	Selwyn Swim Club A	15	Selwyn Swi...	0.71		4:21.52 -4.05 Entry: 4:25.57	

		Charlotte Doak	15	(0.71)	14.85	31.58	49.12	1:06.38	1:06.38
		Khloe Spooner	13	(0.43)	14.74	31.52	48.66	1:04.84	2:11.22
		Amy Overend	14	(0.29)	13.82	30.23	47.28	1:04.63	3:15.85
		Abbie Doncliff	14	(0.52)	14.16	30.66	48.42	1:05.67	4:21.52
9		St Paul's Swimming Club A	16		St Paul's S...	0.75	4:23.56	-3.71	Entry: 4:27.27
		Eunice Liu	15	(0.75)	14.58	30.81	47.88	1:05.54	1:05.54
		Onithi Kudaudage	16	(0.36)	14.34	30.87	48.02	1:05.57	2:11.11
		Addison Welch	15	(0.34)	15.99	32.63	50.62	1:08.35	3:19.46
		Elieta Tukia	13	(0.37)	14.61	30.81	47.39	1:04.10	4:23.56
10		Wharenui Swim Club A	15		Wharenui S...	0.81	4:26.90	+3.78	Entry: 4:23.12
		Maddie Ericson	13	(0.81)	14.88	31.43	48.86	1:06.24	1:06.24
		Keira Watt	13	(0.24)	14.71	31.88	50.38	1:08.60	2:14.84
		Aubrey Doney	14	(0.18)	14.86	31.91	49.76	1:07.30	3:22.14
		Sophie Chitty	15	(0.37)	14.35	30.45	47.42	1:04.76	4:26.90
11		Pukekohe Swimming Club B	16		Pukekohe S...	0.75	4:27.31	-5.33	Entry: 4:32.64
		Alyvia Murray	16	(0.75)	14.38	30.39	47.75	1:05.13	1:05.13
		Lawsyn Ponder	14	(0.13)	14.30	31.07	49.55	1:07.92	2:13.05
		Charlotte Bowskill	16	(0.31)	15.02	32.32	50.61	1:09.11	3:22.16
		Sulize Strydom	13	(0.34)	14.50	30.74	48.33	1:05.15	4:27.31
12		HBPB Regional Team A	16		HBPB Regi...	0.72	4:34.87		
		Christina McCutcheon	14	(0.72)	14.81	31.49	48.71	1:05.03	1:05.03
		Ella Fritchley	13	(0.42)	15.24	33.00	51.77	1:10.50	2:15.53
		Tyla Motley	16	(0.11)	14.51	31.68	48.64	1:05.53	3:21.06
		Lili Caviale-Delzescaux	13	(0.52)	15.91	34.14	54.30	1:13.81	4:34.87
13		Tasman Swim Club A	15		Tasman Swi...	0.82	4:36.11	-0.69	Entry: 4:36.80
		Brynn Sugar	13	(0.82)	16.19	33.69	51.65	1:09.35	1:09.35
		Nia Linyard	14	(0.45)	15.39	33.24	51.36	1:09.32	2:18.67
		Harriett Daly	14	(0.37)	15.05	32.90	51.94	1:10.25	3:28.92
		Ayla Kemp	15	(0.53)	15.07	32.28	50.01	1:07.19	4:36.11
14		Swim Timaru A	14		Swim Timaru	0.81	4:36.59	-4.82	Entry: 4:41.41
		Elise Groot	13	(0.81)	15.48	32.85	50.95	1:09.02	1:09.02
		Addison Campbell	14	(0.20)	15.67	33.92	52.93	1:11.08	2:20.10
		Lauren Crawford	13	(0.42)	14.93	32.39	51.06	1:09.01	3:29.11
		Christy Na	14	(0.36)	14.66	31.62	49.68	1:07.48	4:36.59
-		Nelson Marlborough Region...	17		Nelson Marl...	0.89	DSQ		
		Carys McNabb	16	(0.89)					DSQ
		Ella Clements	15	(0.66)					
		Ariana Ferguson	17	(0.19)					
		Claudine Bennett	15	(-0.34)					